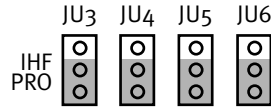


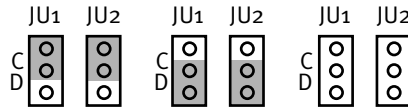
### Pro Level Input

#### Set Input Level



Short all lower pins

#### Set Nominal Input Sensitivity\*



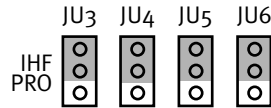
Short Upper Pins

Short Lower Pins

Short No Pins

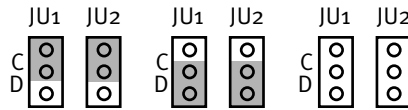
### Consumer Level Input

#### Set Input Level



Short all upper pins

#### Set Nominal Input Sensitivity\*



Short Upper Pins

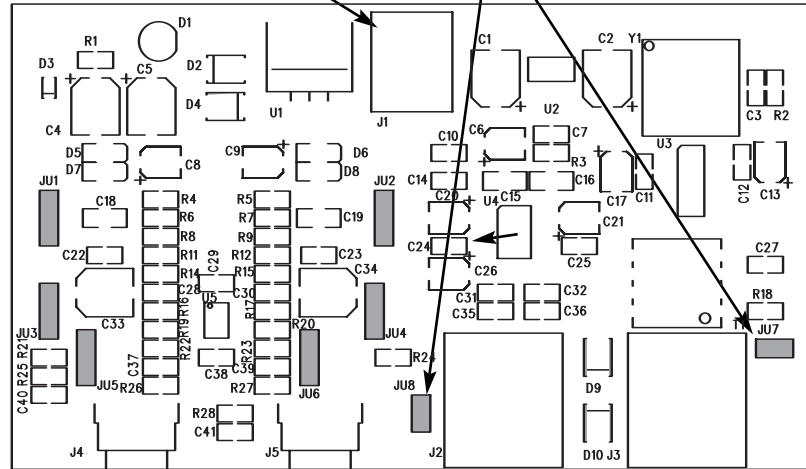
Short Lower Pins

Short No Pins

DC power in +/- 15 volts DC  
(unit can also be powered by  
StudioHub+ "DC-Link" via RJ-45's)

JU7, JU8

Install to connect RJ-45 shield  
to ground to power ground



Unbalanced Inputs  
Left Right

Balanced Input  
AES/EBU Output

\* Set for station standard reference level to provide unit output headroom of 20dB.